NERV CENTR®

INDIVIDUAL POWER MANAGER™

QUICK REFERENCE CARD: GENERIC USE

GRAPHICAL USER INTERFACE

ENTER – Selects menu item or value, and saves it.

UP/DOWN – Changes current menu item or value.

ESCAPE – Exits without saving.

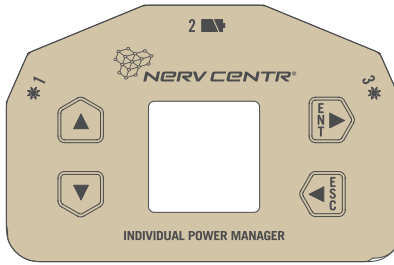

TIPS

Press **ENTER** from reset screen to get Overview screen.

Press **ENTER** from Overview screen to get to Main menu.

- **PORT INFORMATION:** Details on what is connected
- **CONFIG AND INFO:** System information & temperature units
- **HELP MENU:** Cal batt guages, contact information
- **DATA LOGGING:** View logging info/Change setting/Erase log
- **DIAGNOSTICS:** See power summary; get details

Press **UP** and **DOWN** simultaneously to get Diagnostic screen.

RULES OF THUMB

Always use a BB2590, conformal battery or Cig Plug Adapter/NATO Plug in any other available port when using Solar power. This acts as a ballast due to inconsistency with Solar Power.

Energy Sources (AC, Vehicle, Solar, Disposable Batteries): Ports 1 and 3.

Powering Equipment (Radios, Laptops, PDAs): Any port.

Recharging Batteries: Any port.

You **CANNOT HURT** the IPM or a device by plugging it into the wrong port.

If the IPM needs a different port, **IT WILL TELL YOU**.

Batteries plugged into Ports 1 and 3 are drained as fast as possible. Batteries plugged into Port 2 are drained only when needed.

FIELD UPS

When AC is lost, equipment powered by battery. When AC returns, battery is recharged.

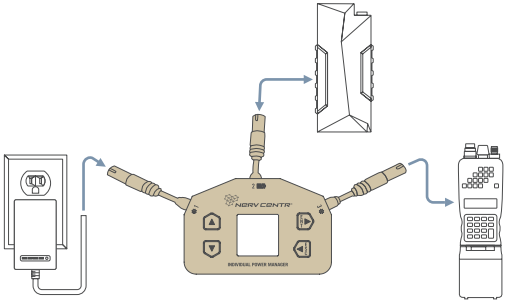

POWER RADIO AND CHARGE VEHICLE BATTERY FROM SOLAR

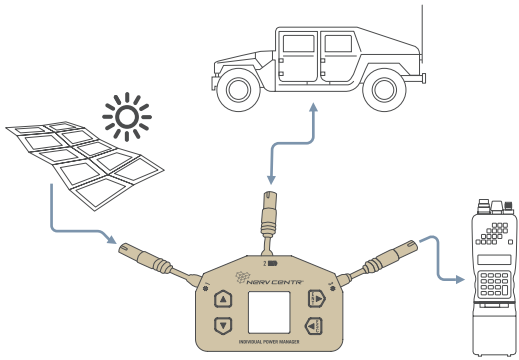

POWERS EQUIPMENT FROM BATTERY

Power radios from single battery.

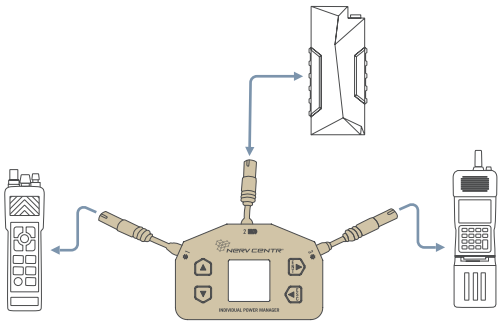

DRAIN PARTIALLY USED DISPOSABLE BATTERIES TO CHARGE BATTERIES AND POWER EQUIPMENT

Disposable batteries: Ports 1 or 3.
Rechargeable batteries and equipment: Ports 1, 2 or 3.

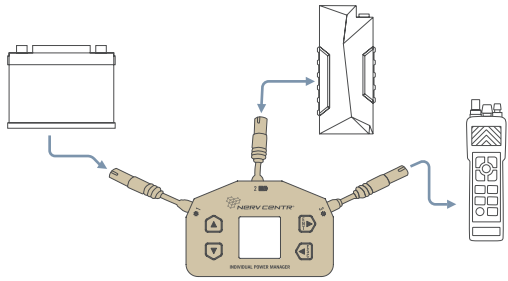

CHARGE BATTERIES AND POWER EQUIPMENT FROM AC

Sources or batteries: Ports 1 or 3.
Dual scavenge: Batteries, Solar, AC Power, Vehicle.

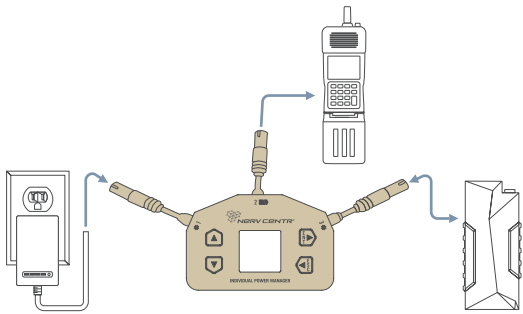

CHARGE BATTERIES AND POWER EQUIPMENT FROM VEHICLE

Vehicle batteries: Ports 1 or 3.
Rechargeable batteries and equipment: Ports 1, 2 or 3.

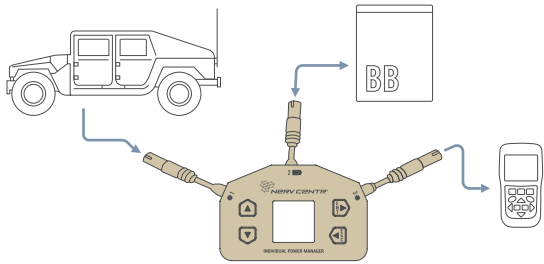

PDA / CONSUMER DEVICE POWER

Device: Ports 1, 2 or 3.
USB Socket, Cig Jack, Cig Plug, AC Inverter
Other accessories: USB – Micro USB, Intl. AC plug adapter

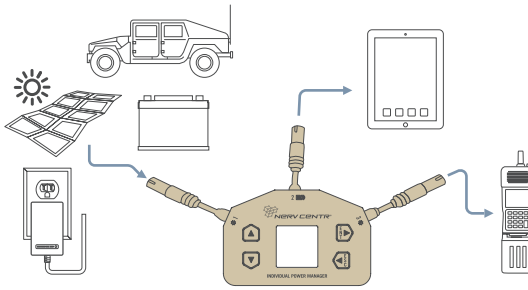

GENERAL USAGE GUIDELINES

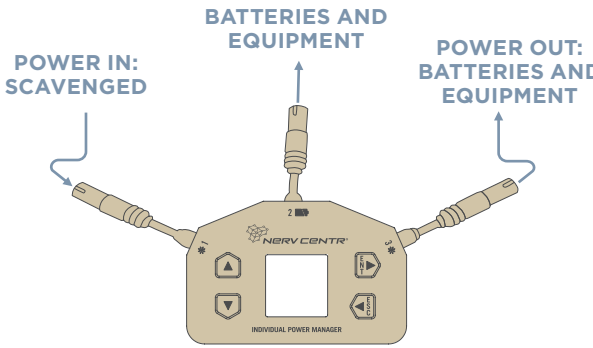

POWER SOURCES:

Solar	Solo/SharePack
HMMWV	AC power
BB-2590	Cig lighter plug
BA-5590	Alligator clips

POWER ACCEPTORS:

BB-2590	HMMWV
BB-2557	DAGR
PRC-148 Elim	AC outlet
PRC-148 Batt.	USB port
PRC-152 Batt.	Cig socket
PRC-154 Batt.	Cig plug

ADDITIONAL CABLES AVAILABLE

RADIOS:

PRC-117 (F/G)	PRC-119 (ASIP)
PRC-148	PRC-152
PRC-153	PRC-154
PR4G	SRX 2200

BATTERIES:

BB-5590	BB-2557
CWB	SoloPack™/SharePack®
MBITR	Riffleman Radio
Li-80	Li-145
Dewalt	BB-2590

SOLAR AND ALT ENG:

Global Solar (trailer)	36 inch and 20 foot
5, 10, 30, 60, 100, 120W panels	Y Cables

AC:

60W Global AC	120W Global AC

VEHICLE:

NATO Slave	Cig Plug/Socket
28V Aircraft	Alligator Clips

USER DEVICES:

Toughbook	Dell
Panasonic CF-53/54	HP 650 G2
Tablet	Android Phone
iPhone	Lenovo

OTHER:

Iridium Phone	ROVER
Extension Cables	Helmet Display

CONTACT US FOR FULL LIST OF AVAILABLE CABLES

FOR ASSISTANCE CONTACT

E-MAIL: customercare@galvion.com

TELEPHONE: 1-508-490-9960

GALVION™

014-291 REV2

©2019 GALVION INC. ALL RIGHTS RESERVED. GALVION™, NERV CENTR®, INDIVIDUAL POWER MANAGER™, SOLOPACK™ AND SHAREPACK® ARE TRADEMARKS OF GALVION INC. OR ONE OF ITS AFFILIATES. GAL2858_0320